

OSPREY FLY BOX

PURPLE PERIL

contributed by
Dave Kearney

The author of this pattern is Ken McLeod, a very well known steelheader and mentor from the Pacific Northwest. The fly originated in the 1930's and still has a great following today for both winter and summer steelhead. The fly was inspired by hair wing Atlantic Salmon Flies which became popular on the East Coast.

The pattern has been modified many times, so feel welcome to make your own changes.

I have had very good luck over the years with this fly. Purple is the key. The fly can be tied full dressed or low water style. Because it works so well, it has inspired many more ties using purple.

While I prefer to stay with tradition, and therefore, the original pattern, I dislike using squirrel hair because it is so slippery and tends to come away from the head. Black bear hair is a decent substitute and so are other similar hairs. pattern.



Originated in the '30's, The Purple Peril was a steelhead staple at the time.


MATERIALS



Hook:	TMC 7999 Mustad 36890 Salmon - Size 4 - 6
Thread:	Black
Tag:	Flat Silver Mylar
Tail:	Purple Hackle Fibers
Body:	Purple Wool / Chenille (<i>Modern</i>)
Rib:	Oval Silver Mylar
Collar:	Purple Saddle Hackle
Wing:	Black Squirrel
Over Wing:	Pearl Krystal Flash (<i>Modern</i>)


TYING INSTRUCTIONS

& Photography by Peter Chatt




- Debarb the hook.
- Lay down thread base on the hook.
- Attach the flat silver mylar.
- Wrap it down the hook over the start of the bend then back over itself.
- Tie down.

TYING INSTRUCTIONS *(continued)*




- Clip excess silver mylar
- Apply a drop of head cement over the mylar to hold it secure.
- Allow to dry.



- Tie in the hackle fibers tail.
- Tie in the wool, followed by the oval silver mylar. *(Purple chenille instead of wool for the modern version)*



- Wrap the wool (chenille) forward to form a body.
- Wrap the oval mylar forward (6 or 7 wraps) to form the rib.



- Tie in the purple saddle hackle.
- Wrap the hackle.
- Tie off and clip the excess.

The Finished Fly



Purple Peril

- Tie in the black squirrel hair wing.

TRADITIONAL

- Form a thread head.
- Whip finish and add drop of head cement.

MODERN

- Tie in a few strands of krystal flash prior to forming head.

Modern Version



Purple Peril