

OSPREY FLY BOX

GOLD BEAD HEAD NYMPH

contributed by
Jock Miller

I have used this fly for many years on various lakes, but it has worked the best for me on the Skagit River and in Ross Lake, especially when the Green Drakes are hatching.

Extra weight can be added as in the photos or it can be tied with the bead only. Gold beads seem to be the most effective.


Dry, floating, and sink-tip lines all work with this fly. Retrieves can be varied, but retrieve-pause, retrieve-pause, retrieve-pause can be very effective.

MATERIALS


- Hook:** Mustad 9672
Size #8 - #12
- Thread:** Olive 8/0
- Bead:** Gold Bead - 1/8"
- Weight:** Lead Wire - .025
- Rib:** Small Gold Wire
- Body:** Seal Fur - Olive



TYING INSTRUCTIONS



- Debarb hook and slide on bead head
- Wrap several turns of lead wire on to shank.




- Cover the lead wire with thread. Taper with the thread.
- Tie in copper wire and cover.




- Spin the seal fur onto the thread.
- Dub body and tie off at head.

- Counter wrap the gold wire to bead head.
- Secure the gold wire behind the bead, tie off and clip the excess.
- Whipfinsih and apply a drop of head cement.



The Finished Fly



Gold Bead Head Nymph